

industry revolves around  hydrovane

Rotary Vane Air Compressors

HR | HRRS | V | HV | HVRS Series & hypac



ROTARY VANE COMPRESSORS FOR INDUSTRY

60 Hz Rotary Vane Air Compressors

**5-60
HP**

Fixed Speed
Regulated Speed
Open or Enclosed Formats

hydrovane. Our business

hydrovane has manufactured over 850,000 compressors to date and they can be found throughout all sectors of industry, with specialist solutions within transit, gas and snow. In fact they are the perfect solution to meet your requirements for reliable, high quality compressed air or gas.

hydrovane's principle global manufacturing and distribution center is based at Redditch in the UK. The hydrovane management system conforms to BS EN ISO 9001: 2008, ensuring the manufacture of first class compressors. For over 50 years hydrovane has been a market leader in rotary sliding vane compressors, which are proven to be:

Reliable

- Up to 100,000+ operating hours due to its simple integral design
- Delivering quality pulse free air with automatic regulation
- Low speed, direct drive, minimal stresses and no roller bearings to replace.

Versatile

- Quiet in operation and can be located at the point of use
- Air intake modulation produces only the air you require
- Complete packages or separate air ends
- Open and enclosed formats.

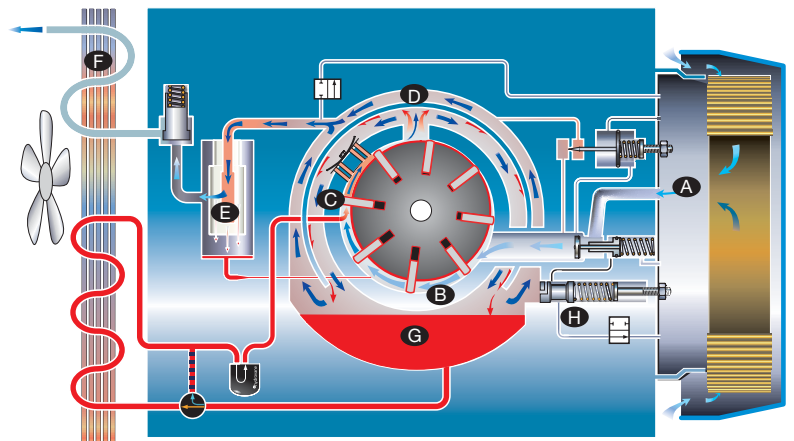
Powerful and Cost Effective

- Energy Saving Regulated Speed models
- Reduced Energy Venting System (REVS) for lower off-load power consumption
- Easy and cost competitive maintenance
- 10 year Platinum™ extended warranty program.



The hydrovane principle

- A Air is drawn in through the intake valve.
- B Air is contained between the rotor and the stator wall.
- C Air is compressed by decreasing volume. Oil is continually injected to cool, seal and lubricate.
- D High pressure air passes into the primary oil separator.
- E Remaining traces of oil are removed in a final separator element, providing high quality air.
- F System air passes through the aftercooler, removing most of the condensate.
- G Oil is circulated by differential internal air pressure. It passes through an air-blast oil cooler and filter before being returned into the compressor.
- H Air flow is regulated by an inbuilt modulation system.



View video at: www.hydrovaneproducts.com/why_hydrovane

THE HYDROVANE ADVANTAGES

Our compressors' features are ultimately your benefits

Long life and reliability by design

Proven, simple and long-lasting technology with fewer moving parts, allowing up to 100,000+ operating hours being achieved with no expensive Air End change or refurbishment, when correctly serviced with genuine parts and lubricants. **Proven solutions for more challenging conditions.**

Quiet as standard

With noise levels as low as 62 dB(A), even in an open format. **A hydrovane can be located at the point of use.**

Slow Speed

All hydrovane Fixed Speed models operate at a slow 1760 rpm. Even hydrovane Regulated Speed models operate from only 880 to 2220 rpm.* **Slow speed operation results in low noise, low stresses and long life.**

High quality air

hydrovane compressed air is clean, dry and pulse free straight from the outlet, with no receiver required as standard. Oil carryover (OCO) is typically less than 3 ppm. **Less downstream equipment required.**

Small Footprint

The entire range of hydrovane products provides the smallest footprint of any rotary compressor. All enclosed units fit through a standard 36" door.

Direct drive

No gears and no belts mean fewer components to maintain, fail or replace, and no power loss. **Maximizing energy consumption.**

Intake modulation control

With automatic regulation, a hydrovane only compresses the air demanded by the system.

No wasteful overproduction of air.

Ease of maintenance

Common replacement items such as air/oil separators and oil filters are all 'spin-off/spin-on'.* **Delivering quick, cost effective servicing, with minimal downtime.**

Reduced Energy Venting System (REVS)

Solenoid control rapidly vents the internal pressure to 2 bar; reducing off-load power to as low as 20% as well as lowering the starting current.* **Reducing energy consumption.**

Regulated Speed (RS) Energy Efficiency

Regulated Speed compressor models are available,* where air output exactly matches the demand, utilizing proven air cooled inverter technology. **Typically delivering energy savings of 30 - 50% annually.**

Our Compressor
Technology WEARS IN

NOT
OUT!

Electronic control - hydrovane Pro Controller

This new control system continuously monitors the operational parameters of the compressor, incorporates MODBUS as standard and has the capacity to have programmable inputs and outputs for increased control of ancillary equipment. **Offering the customer total control, greater connectivity and flexibility.***

No roller bearings

hydrovane uses white metal bearings instead of roller bearings, ensuring long life. **No replacements and reduced maintenance costs.**

Package Options

Power ranges 2 hp to 10 hp available in an economical open style package. Power ranges 5 hp to 60 hp available in enclosed style package which offer a smaller relative size footprint. **Probably the most versatile range of compressor on the market.**

Performance improvement

A hydrovane's performance improves over time once parts are bedded-in within the rotor stator unit resulting from standard operation. **Reducing power consumption and energy costs.**

Market leading warranty

Up to 10 years or 48,000 operating hours** is available to protect your investment. **Total peace of mind.**

* Model dependent ** Subject to Terms and Conditions



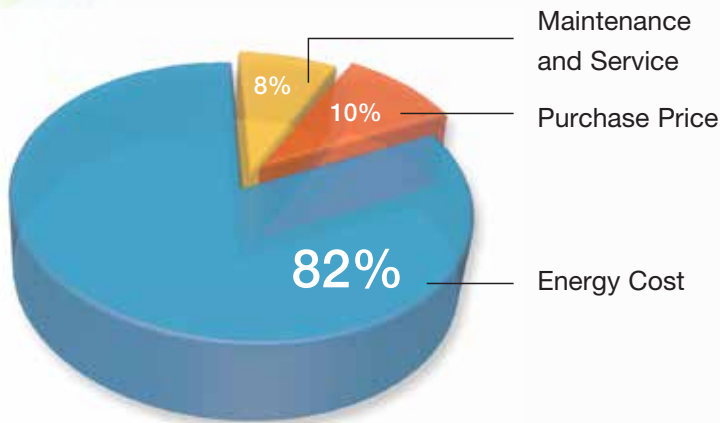
ENERGY SAVING

hydrovane leads from the front

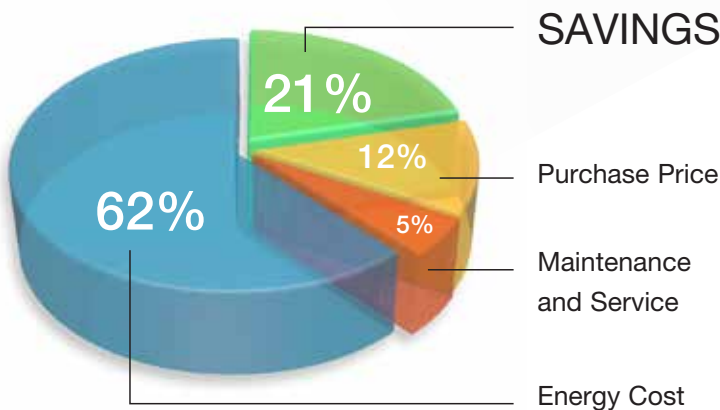
The reduction of energy wastage and ultimately energy costs is an increasing priority for every business within every market sector on a global basis. To help achieve this objective, hydrovane offers a comprehensive range of Regulated Speed compressors.

REDUCE

The cost of ownership and minimize your energy consumption!



Typical fixed speed compressor



Equivalent regulated speed compressor

hydrovane Regulated Speed (RS) Compressors

Regulated speed enclosed compressors from hydrovane (10 to 60 hp) can efficiently and reliably meet the varying air demand found in the majority of air systems, by automatically controlling air output to meet your exact requirements. The right regulated speed compressor in the right application delivers significant energy savings and a stable air supply at a constant pressure. Most air systems operate between 50% and 75% of full load capacity.

hydrovane Regulated Speed compressors can reduce your energy bills by up to 50% with a typical payback in 3 years.*



Government Subsidies

As global energy costs continue to rise, many governments are introducing plans to reward moves towards energy saving and greener technologies. Please contact your local government department or local authorised hydrovane distributor for information on what schemes are available in your territory.



How does a hydrovane RS compressor save energy?

- RS control ensures optimum load conditions throughout the speed range
 - Delivering maximum efficiency
- Air intake modulation at minimum speed delivers further energy savings
 - To match the reducing air demand
- In-built Reduced Energy Venting System (REVS)
 - Improved part-load and off-load performance
- Optimized motor, drive and air end (6 to 10 bar*)
 - Proven air cooled inverter drive
 - High efficiency across a broad flow range
 - Substantial energy savings delivered.

Reduced Energy Venting System (REVS) Inside

REVS is a pneumatic system that reduces the internal compressor pressure to 2 bar***, when the air demand reduces to zero (off-load), reducing energy consumption to as low as 20%. Air is instantly available at anytime during this venting period. Motor power is also reduced on re-start, as the intake valve is closed during the start sequence. REVS is standard on all Fixed and Regulated Speed compressors (ACE and PEAS).

Air System Energy Review

Please contact your local authorised hydrovane distributor for an Air System Energy Review and Data Logging.

THE INDUSTRIAL SECTORS WE SERVE

Proven Applications

hydrovane provides versatile energy efficient air and gas compression within a wide range of industries, covering numerous applications:

> Automotive and Garage

- Tire inflation
- Product finishing
- Air operated robots
- Plasma cutting and welding
- Air tools
- Paint shops
- Breathing air

> Construction

- Fluidization of product
 - Reverse jet cleaning
- Shot blasting
- Pneumatic drilling, ramming or piling machines
- Concrete conveying or spraying
- Air conditioning
- Air operated tools
- Ventilation systems
- Blasting

> Energy (Including Gas)

- Gas boosting for micro turbines
- Air operated process equipment
- Process
- Cooling
- Air operated pumps
- Filter cleaning
- Pipe pigging
- Cleaning
- Wind generation
- Control valves
- Raw material handling
- Conveying
- Filtration cleaning

> Entertainment and Leisure

- Water fountains
- Public pools
- Theme park rides
- Simulators

> Farm and Agriculture

- Milk production
- Farm equipment
- Conveying

Food and Beverage

- Packaging
- Product handling
- Food filling machines
- Fluid pumps
- Nitrogen generation
- Air knives

> Manufacturing

- Aluminium and steel processing plants
- Air operated tools
- Spray finishing equipment
- Air operating lifting equipment
- Shot blasting
- Cooling and heating
- Cleaning
- Welding equipment

> Marine

- Breathing air
- Nitrogen generation
- Air tools
- Air grinder
- Paint spraying equipment
 - Ballast water purification
 - Dock loading equipment
 - Chemical tankers.

> Medical and Dental

- Air driven medical tools
- Breathing air
- Sterilization equipment
- Laboratory applications
- Dentists
- Air separation

> Military

- Mobile tire inflation
- Simulators
- Shooting range targets
- Mobile tank cannon cleaning

> Pharmaceutical

- Process air
- Control valves and cylinders
- Material handling
- Nitrogen generation
- Air curtains
- Product drying

> Snow

- Snow making



> Special Applications

Aluminium smelting plant gantry crane
 Cement batching plant
 Water industry – purity control
 Dentistry
 Food packaging
 Farming
 Construction
 Shipboard
 Low duty usage
 Duplex configurations
 Mobile motor racing – tire inflation, etc

> Transit

Main Line and Light Rail Trains, Underground Trains, Shunters, Trams, Metros and Hybrid/ Electric Buses

Air braking systems
 Air operated doors
 Suspension systems
 Floor levelling systems
 Pantographs
 Claxons (horns)
 Wipers

> Utility Services

Fiber optic cable blowing
 Sewage plant flow control and air oxidation
 Water purification and oxidation
 Landfill sites



Please visit our website for a comprehensive listing of applications by industrial sector at www.hydrovaneproducts.com



V Series:

The V Series range of compressors is engineered to meet the most stringent of specifications. Their compact, simple, robust and integrated design allows them to be fitted anywhere undercover. They are easy to install and maintain as well as extremely quiet. The V Series is available in either tripod or tank mounted versions. They are designed for a wide variety of applications including automobile, car body shops, wood working, dentistry, laundry, packaging and machine tools.

Specification Overview:

- 2–10 hp
- Less than 3 ppm Oil Carryover
- Available as a Simplex or Duplex tank mounted unit
- HOA switch and hour meter
- Slow Speed: 1760 rpm (60 Hz)
- 100% Duty Cycle
- Continuous Run or Start/Stop
- TEFC Motor
- Direct Drive
- Standard 2 year warranty
- Industry Leading Platinum 10 year warranty available



HR Series:

Fixed Speed Vertical

The 5–10HP HR Series hydrovane compressors are an extension, at low HP, of the well-established, robust HR Series hydrovane compressors. These rotary sliding vane compressors are reliable, versatile and cost effective.

- Direct Drive
- 5, 7.5 and 10HP
- Slow Speed 1760 RPM
- SMART SERVO Energy Reduction System
- IP55 TEFC Motor
- Small Footprint
- Quiet Enclosed
- Hydrovane Pro Microprocessor Controller
- Three Phase
- Base or Tank Mount Options



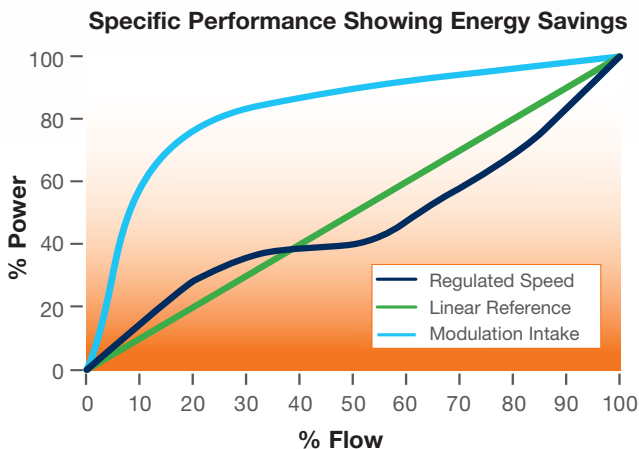
industry revolves around  hydrovane

HV Series:

Fixed Speed Vertical

From 15–60 hp, the HV Series is the heart of the hydrovane compressor line. No other rotary compressor provides the flexibility and reliability of the HV Series.

- Direct Drive
- Slow Speed 1760 RPM
- IP55 Electric Motor (TEFC)
- Low Noise
- Small Footprint
- Less than 3 ppm Oil Carryover
- IP21 Electrical Enclosure
- Moisture Separator (Ships Loose)
- Advanced Electronic Controller
- Reduced Energy Venting System (REVS)
- HV11–HV45: 115 std. or 150 PSIG
- Standard 1 Year Warranty
- Platinum 10 Year Warranty Available

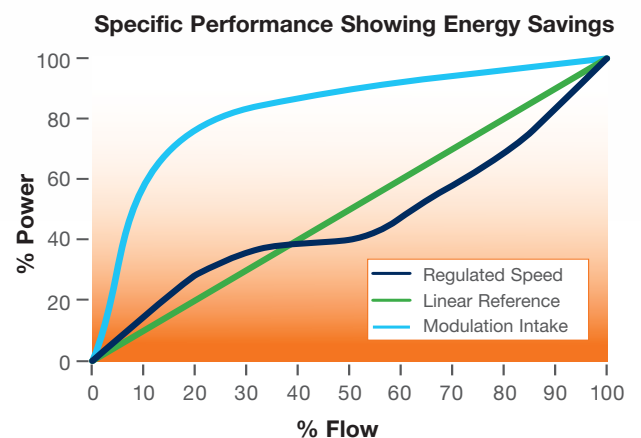


	hydrovane	Rotary Screw		
	HV22	Competitor A	Competitor B	Competitor C
Model	HV22	Competitor A	Competitor B	Competitor C
hp	30	30	30	30
Pressure	150	150	150	150
kw/100 CFM	21.5	25.1	22.8	24.5
Drive	Direct	Belt	Belt	Direct
Airend RPM	1760	3682	1800	3600
Motor RPM	1760	3550	1800	3600
Standard Motor	IP54 (TEFC)	ODP	TEFC	ODP
Footprint (ft ²)	6.4	10.0	13.3	12.9

HV RS Series: Regulated Speed

Most air installations operate between 40% and 75% of full load capacity. A savings of 50% or more in energy costs can be achieved by supplying only the compressed air needed to meet the air demand. From 15–60 hp, the HV RS Series include all of the features of the fixed speed hydrovane, yet designed to consume the least amount of electricity to meet the air demand.

- Direct Drive
- Slow Speed: 870–2200 RPM
- Low Noise
- Small Footprint
- Built-in EMC Filter
- Line Reactor (Choke) Standard
- Inverter Drive for Efficient VSD Operation
- IP55 Electric Motor (TEFC)
- IP21 Electrical Enclosure
- Moisture Separator (Ships Loose)
- hydrovane Pro Controller
- Reduced Energy Venting System (REVS)
- Less than 3 ppm Oil Carryover
- Standard Air and Oil Cooler
- 87–150 PSIG
- Standard 1 Year Warranty on Package
- Platinum 10 Year Warranty Available

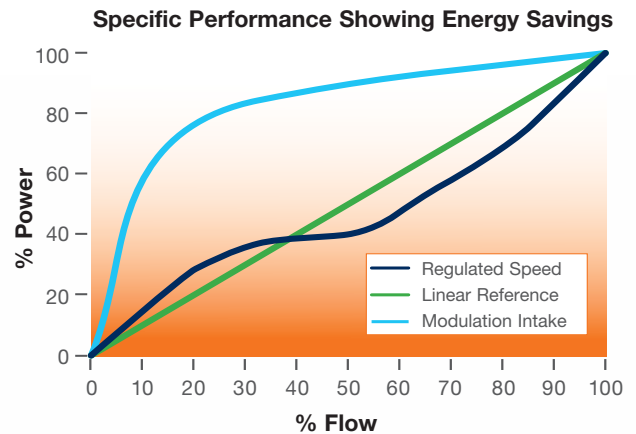


HR RS Series:

Regulated Speed

Most air installations operate between 40% and 75% of full load capacity. A savings of 50% or more in energy costs can be achieved by supplying only the compressed air needed to meet the air demand. Available at 10 hp, the HR RS Series includes all of the features of the fixed speed hydrovane, yet is designed to consume the least amount of electricity to meet the air demand.

- Direct Drive
- Slow Speed: 870–2200 RPM
- Low Noise
- Small Footprint
- Built-in EMC Filter
- Line Reactor (Choke) Standard
- Inverter Drive for Efficient VSD Operation
- IP55 Electric Motor (TEFC)
- IP21 Electrical Enclosure
- Moisture Separator (Ships Loose)
- hydrovane Pro Controller
- Reduced Energy Venting System (REVS)
- Less than 3 ppm Oil Carryover
- Standard Air and Oil Cooler
- 87–150 PSIG
- Standard 1 Year Warranty on Package
- Platinum 10 Year Warranty Available



HR Series: hypac

From 5–10 hp, hypac hydrovane compressors are pre-packaged on a tank or on a tank with a dryer for a complete hassle free, easy to install system.

- 5–10 hp (Fixed Speed)
- 10 hp RS (Regulated Speed)
- 80 Gallon Receiver, 120 or 240 Gallon Option
- 100 or 150 PSIG
- Optional Refrigerated Air Dryer
- Stainless Steel Tubing
- Small Footprint
- Enclosed Forklift Slots
- Standard 1 Year Warranty on Package
- Platinum 10 Year Warranty Available
- hypac with Dryer Includes Standard 3-way Bypass and Integrated Grade B Filter
- Optional Grade E Cold Coalescing Filter





We Build it. We Trust it. We Stand Behind it.

Every hydrovane is backed with a standard 1-year warranty on the package and 2-year warranty on the airend, providing you with peace of mind when it comes to your system's operation.

Not Enough?

Take advantage of our 10 year extended warranty program. Simply stated, it's the best plan in the industry.

industry revolves around  **hydrovane**

60 Hz hydrovane Pro Controller

HR04-HR07 (5-10HP) Models
HV11-HV45 (15-60HP) Models

The simple user friendly hydrovane Pro Controller now comes standard on all Fixed Speed and Regulated Speed enclosed compressors. This new electronic control system ensures reliable operation and protects your investment by continuously monitoring the operational parameters of your compressor. The Pro Controller also has the capability to have programmable inputs and outputs for increased control of ancillary equipment.



Pro Controller Features

- **Real Time Clock**
Visibility and removing the need for an external timer
- **Timer Control**
Start/stop at set times offering flexibility
- **Second Pressure Setting**
Different pressure setting for low production periods
- **Status Display**
Words not codes, in multiple languages
- **Group Fault Outputs**
Forward to an external monitoring device
- **Error Logs**
Explanation, times and dates
- **Digital Inputs**
4-digital inputs for external control of ancillary equipment
- **MODBUS R TU**
RS485 enabled, communication with external interfaces
- **Sequencer Capability** Pro Master 4
- **Flash Programmable** Software upgrades completed on-site



V Series: Simplex

hp	kW	Model	Voltage/Phase	Mounting Config.	Tank Style	Tank Cap. (Gal.)	CFM 100 PSIG	CFM 150 PSIG	Noise Level (dBA)	Air Outlet NPT	Oil Cap. (Gal)	Weight (lbs.)	L (in.)	W (in.)	H (in.)	Starter	After cooler
2	1	V01PUTS	115/208-230 1Ph 208-230/460 3Ph	Tripod	N/A	N/A	6.3	4.5	65	.375"	.50	130	30	11	18	Yes	No
		V01PURHS-3	115/208-230 1Ph 208-230/460 3Ph	Tank	Horiz.	30	6.3	4.5	65	.375"	.50	240	41	19	34	Yes	No
5	4	V04PUTAS	208-230 1Ph 208-230/460 3Ph	Tripod	N/A	N/A	19.5	16.0	72	.50"	.50	315	42	24	24	Yes	Yes
		V04PURVS-8	208-230 1Ph 208-230/460 3Ph	Tank	Vert.	80	19.5	16.0	72	.50"	.50	570	36	26	66	Yes	No
		V04PURHS-8	208-230 1Ph 208-230/460 3Ph	Tank	Horiz.	80	19.5	16.0	72	.50"	.50	425	65	22	40	Yes	No
7.5	5.5	V05PURVS-8	208-230 1Ph 208-230/460 3Ph	Tank	Vert.	80	-	22.0	72	.50"	1.15	695	39	26	69	Yes	No
		V05PURHS-8	208-230 1Ph 208-230/460 3Ph	Tank	Horiz.	80	-	22.0	72	.50"	1.15	550	66	22	43	Yes	No
10	7.5	V07PURHS-8	208-230/460 3Ph	Tank	Horiz.	80	-	28.9	72	.75"	1.15	670	66	22	43	Yes	No



V Series: Duplex

hp	kW	Model	Voltage/Phase	Mounting Config.	Tank Style	Tank Cap. (Gal.)	CFM 100 PSIG	CFM 150 PSIG	Noise Level (dBA)	Air Outlet NPT	Oil Cap. (Gal)	Weight (lbs.)	L (in.)	W (in.)	H (in.)	Starter	After cooler
5	4	V04PDRHS-12	208-230 1Ph 208-230/460 3Ph	Tank	Horiz.	120	39.0	32.0	75	.50"	1	845	72	27	48	Yes	No
7.5	5.5	V05PDRHS-12	208-230 1Ph 208-230/460 3Ph	Tank	Horiz.	120	-	44.0	76	.50"	1	1210	76	27	50	Yes	No
10	7.5	V07PDRHS-12	208-230/460 3Ph	Tank	Horiz.	120	-	57.8	77	.75"	1	1325	76	27	50	Yes	No



HR Series: hypac

hp	kW	Model	Voltage/Phase	Mounting Config.	Tank Style	PSIG	CFM	Noise Level (dBA)	Air Outlet NPT	Oil Cap. (Gal)	Tank Gallon	Weight (lbs.)	L x W x H (in.)	Starter	After Cooler
5	4	HR04	200-230/460/575 3Ph	Tank	Horiz.	100	21.3	66	.75"	1	80	972	55 x 32 x 72	Yes	Yes
						150	17.7				120	1055	76 x 32 x 72		
						240	1365				93 x 37 x 78				
7.5	5	HR05	200-230/460/575 3Ph	Tank	Horiz.	100	31.9	66	.75"	1	80	983	55 x 32 x 72	Yes	Yes
						150	21.5				120	1066	76 x 32 x 72		
						240	1376				93 x 37 x 78				
10	7	HR07	200-230/460/575 3Ph	Tank	Horiz.	100	38.5	67	.75"	1	80	1020	55 x 32 x 72	Yes	Yes
						150	30.1				120	1103	76 x 32 x 72		
						240	1413				93 x 37 x 78				
10	7	HR07RS	460 3Ph	Tank	Horiz.	90	47.0	67	.75"	1	80	1035	55 x 32 x 72	Yes	Yes
						115	40.7				120	1118	76 x 32 x 72		
						145	36.8				240	1428	93 x 37 x 78		



HR Series: hypac with dryer

hp	kW	Model	Voltage/Phase	Mounting Config.	Tank Style	PSIG	CFM	Noise Level (dBA)	Air Outlet NPT	Oil Cap. (Gal)	Tank Gallon	Weight (lbs.)	L x W x H (in.)	Starter	After Cooler
5	4	HR04	200-230/460/575 3Ph	Tank	Horiz.	100	21.3	66	.75"	1	80	1129	58 x 32 x 72	Yes	Yes
						150	17.7				120	1212	71 x 32 x 72		
						240	1522				88 x 37 x 78				
7.5	5	HR05	200-230/460/575 3Ph	Tank	Horiz.	100	31.9	66	.75"	1	80	1144	58 x 32 x 72	Yes	Yes
						150	21.5				120	1227	71 x 32 x 72		
						240	1537				88 x 37 x 78				
10	7	HR07	200-230/460/575 3Ph	Tank	Horiz.	100	38.5	67	.75"	1	80	1187	58 x 32 x 72	Yes	Yes
						150	30.1				120	1270	71 x 32 x 72		
						240	1580				88 x 37 x 78				
10	7	HR07RS	460 3Ph	Tank	Horiz.	90	47.0	67	.75"	1	80	1202	58 x 32 x 72	Yes	Yes
						115	40.7				120	1285	71 x 32 x 72		
						145	36.8				240	1595	88 x 37 x 78		



HR Series

hp	kW	Model	Voltage/Phase	CFM 100 PSIG	CFM 150 PSIG	Noise Level (dBA)	Air Outlet NPT	Oil Cap. (Gal)	Weight (lbs.)	L (in.)	W (in.)	H (in.)	Starter	After cooler
5	4	HR04	200-230/460/575 3Ph	21.3	17.7	66	.75"	1.0	530	27	25	43	Yes	Yes
7.5	5	HR05	200-230/460/575 3Ph	31.9	21.9	66	.75"	1.0	540	27	25	43	Yes	Yes
10	7.5	HR07	200-230/460/575 3Ph	38.5	30.1	67	.75"	1.0	550	27	25	43	Yes	Yes



HV Series

hp	kW	Model	Voltage/Phase	CFM 100 PSIG	CFM 115 PSIG	CFM 150 PSIG	Noise Level (dBA)	Air Outlet NPT	Oil Cap. (Gal)	Weight (lbs.)	L (in.)	W (in.)	H (in.)	Starter	After cooler
15	11	HV11	200-230/460/575 3Ph	-	52.4	45.9	69	.75"	1.85	847	32.5	27.6	60	Yes	Yes
20	15	HV15	200-230/460/575 3Ph	-	67.3	60.6	70	.75"	1.85	875	32.5	27.6	60	Yes	Yes
25	18	HV18	200-230/460/575 3Ph	-	100.4	89.4	71	1"	2	1060	32.5	27.6	60	Yes	Yes
30	22	HV22	200-230/460/575 3Ph	-	112.7	101.3	72	1"	2	1090	32.5	27.6	60	Yes	Yes
40	30	HV30	200-230/460/575 3Ph	-	155.7	143.2	73	1.5"	6	1889	43	35	63	Yes	Yes
50	37	HV37	200-230/460/575 3Ph	-	201.8	175.9	73	1.5"	6	2008	43	35	63	Yes	Yes
60	45	HV45	200-230/460/575 3Ph	-	226.6	198.5	73	1.5"	6	2072	43	35	63	Yes	Yes



HR RS Series

hp	kW	Model	Voltage/Phase	CFM 90 PSIG	CFM 115 PSIG	CFM 150 PSIG	Noise Level (dBA)	Air Outlet NPT	Oil Cap. (Gal)	Weight (lbs.)	L (in.)	W (in.)	H (in.)	Starter	After cooler
10	7	HR07RS	460 3Ph	47.0	40.7	36.8	67	.75"	1	565	27	25	43	Yes	Yes

RS Configuration 87-150PSIG



HV RS Series

hp	kW	Model	Voltage/Phase	CFM 90 PSIG	CFM 115 PSIG	CFM 150 PSIG	Noise Level (dBA)	Air Outlet NPT	Oil Cap. (Gal)	Weight (lbs.)	L (in.)	W (in.)	H (in.)	Starter	After cooler
15	11	HV11RS	200-230 or 460 3Ph	61.6	52.9	48.5	69	.75"	1.5	866	32.5	28	60	Yes	Yes
20	15	HV15RS	200-230 or 460 3Ph	80.8	71.6	60.7	70	.75"	1.5	895	32.5	28	60	Yes	Yes
25	18	HV18RS	200-230 or 460 3Ph	103.1	94.9	86.5	71	1"	2	1118	32.5	28	60	Yes	Yes
30	22	HV22RS	200-230 or 460 3Ph	120.2	109.5	100.2	72	1"	2	1146	32.5	28	60	Yes	Yes
40	30	HV30RS	460 3Ph	188.5	170.5	152.8	73	1.5"	6	2004	43	35	63	Yes	Yes
50	37	HV37RS	460 3Ph	217.8	202.1	183.1	73	1.5"	6	2151	43	35	63	Yes	Yes
60	45	HV45RS	460 3Ph	263.7	243.5	223.7	73	1.5"	6	2187	43	35	63	Yes	Yes

RS Configuration 87-150PSIG

Service With a Promise

Our dedicated distributor network is there, day or night, to keep you running strong. These are the guys that make our promise of reliability and dependability happen. They are there for you, because you deserve **Service with a Promise.**

Go ahead, call one—you'll be glad you did



➤ With **100's of Locations** in North America a Hydrovane distributor is close by.

You Name It, We've Got It


Everything you need to keep your hydrovane running smoothly

Genuine hydrovane Parts

- Lubricant filters, air/lubricant separators and air filters are designed specifically to optimize the performance of our compressors.
- Replacing these parts with genuine hydrovane equipment ensures that your compressed air system operates as well as the day it was installed.

Genuine hydrovane Lubricant

- Exclusively formulated to maximize the performance and longevity of rotary vane compressors
- Battles the harsh elements of compression and effectively disposes of impurities



www.hydrovaneproducts.com

 hydrovane

www.hydrovaneproducts.com

www.hydrovaneproducts.com/contact.asp
866-615-6241

hydrovane USA
1301 North Euclid Avenue
Princeton, IL 61356
United States of America



2212 Camplain Road
Hillsborough, NJ 08844
1-888-8FC-LIFT



Please recycle after use.

©2015 Gardner Denver, Inc. Printed in U.S.A.
HY-01-45 6th Ed. 4/15

