

AR18 18,000 LBS. CAPACITY DRIVE-ON ALIGNMENT LIFT

NEW
18,000 LBS. CAPACITY
ALIGNMENT LIFT

Lift Accessories

Lube work is made easy when a **rolling drain pan** with splash guard, drain valve and dust cap is added. An eight foot drain hose with a quick disconnect fitting is also available.



Air/Electric Utility Box

- Two 110v electric outlets and air connection
- Mounts easily on any column and provides quick access to utilities
- The filter/regulator/lubricator helps extend the life of your air tools



Service and Support

Our sales force attends intensive training on our products and the issues that face service repair facilities. Rotary representatives can help you evaluate which lift best meets your needs. With a world-wide network of highly-trained Rotary Authorized Installers and Distributors, service support is always close at hand.



Third Party Gold Certified

Our drive-on lifts meet the ANSI/ALI ALCTV 2011 standard, including the required third-party validation. Your assurance of certification is the gold ALI/ETL certified label.



THE ROTARY LIFT PROMISE

Only Rotary offers the right combination of experience, quality product selection and service you've come to expect from the world leader.



Rotary World Headquarters
2700 Lanier Drive
Madison, IN 47250, USA
www.rotarylif.com

Contact Information

Sales: p 800.640.5438
f 800.578.5438
e userlink@rotarylif.com
Tech. Support: p 800.445.5438
f 800.822.6502
e userlink@rotarylif.com

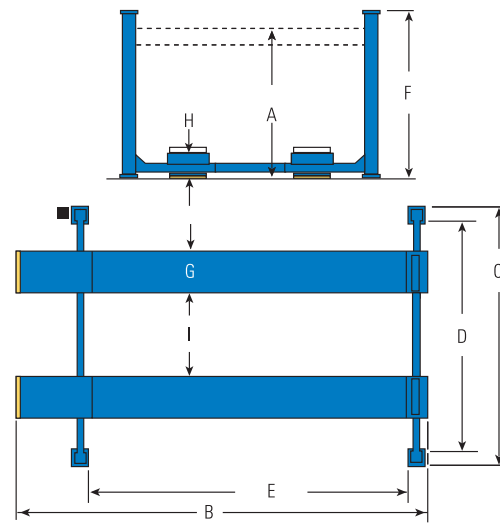
GSA Contract Holder
FSS Contract GS07F8933D

FIND US ON
[f](#) [vimeo](#) [t](#)



SPECIFICATIONS

Model:	AR18 AR18EL
Max. Wheelbase	194" (4927mm) 230" (5842mm)
AR18 Max 2 Wheel Alignment Min/Max 4 Wheel Alignment	177" (4496mm) 63" - 162" (1600 - 4115mm)
AR18EL Max 2 Wheel Alignment Min/Max 4 Wheel Alignment	213" (5410mm) 63" - 198" (1600 - 5029mm)
A. Rise	70" (1778mm)
B. Length Overall	22' 11 3/16" (6990mm) 25' 11 3/16" (7904mm)
C. Width Overall	11' 5 3/4" (3499mm)
D. Inside of Columns	121 1/2" (3086mm)
E. Between Columns	212" (5385mm) 248" (6299mm)
F. Height of Columns	6' 5 3/4" (1975mm)
G. Width of Runways	22" (559mm)
H. Height of Runways	9 1/2" (241mm)
I. Width Between Runways (min./max)	43" (1092mm) 46" (1168mm)
Lifting Capacity	18,000 lbs. (8165kg)
Motor	2 HP
Voltage Single Phase *	208v-230v
Time of Full Rise	100 seconds
Min. Bay Size	16' x 27' (4877 x 8230mm) 16' x 30' (4877 x 9144mm)



Lit# Rotary_AR18_4Pg Cutsheet_2014.061
(SUPERCEDES Lit# Rotary_AR18_4Pg Cutsheet_2013.11)
©2014 VEHICLE SERVICE GROUP™. Printed in U.S.A., All Rights Reserved.
Unless otherwise indicated, ROTARY LIFT, VEHICLE SERVICE GROUP™, DOVER and all other trademarks are property of Dover Corporation and its affiliates.



AR18 HEAVY DUTY FOUR POST DRIVE-ON ALIGNMENT LIFT



2212 Camplain Road
Hillsborough, NJ 08844
1-888-8FC-LIFT

ROTARY LIFT
THE WORLD'S MOST TRUSTED LIFT

Model Shown: AR18LO-X 10,000 lbs. capacity four-post alignment lift

www.rotarylif.com



AR18

FOUR POST DRIVE-ON ALIGNMENT LIFT

The Industry Standard:

Rotary Four-Post lifts are a great value; an investment that is easy to own and operate because they are engineered to provide years of trouble-free service.

Take advantage of the quick set-up for undercarriage repairs and wheel service maintenance. This durable four-post lift keeps your shop efficient and productive. We've applied our nearly 90 years of lift design and building experience to offer you the most user-friendly, reliable and productive alignment lift of its kind.

Versatility:

It's the standard to which Rotary Lift's four-post lifts are built. When it comes to two and four-wheel alignment services, the AR18 can handle a wheelbase range from 63" up to 177" and are compatible with new technology alignment systems on the market today. With a lifting capacity of 18,000 lbs., technicians can service cars, vans, trucks – even many medium and heavy duty commercial vehicles with ease.

Industry Leading Features:

A dual function Sentinel Lock™ system features a patented slack cable guide arm that stays "on guard" to manage the lock latch. In a slack cable situation, the lock system kicks the lock into position. Fewer parts, less opportunity for service issues and more peace of mind.

Single point release air-locks save valuable working time by releasing all four spring loaded column locks with the push of a single lever.

The hydraulic cylinder and lift mechanism are located underneath the runway, eliminating damaging vehicle obstructions and prolonging the hydraulic system's lifespan.

SM18 Alignment Kit

Convert your SM18 4-post lift into an alignment lift!

Transform your existing flat top SM18 runway lift into a fully functioning alignment lift.




The kit fastens to the side of the lift runway and features adjustable flush mounted components that accommodate a variety of vehicle wheelbases.

Part No. S100126




Shown: AR18LO-X
18,000 lbs. capacity



Automatic ramp checks engage when the lift is raised. Clearance holes allow the ramp checks to clear runway bolts with less noise on vehicle approach.




Protective strips on ramp ends reduce noise and eliminate floor gouging.



Longer slip plate designed to accommodate a greater wheelbase range for two and four wheel alignments

Removable work step

Standard on the AR18, this repositionable stand fits the outer sides of the four-post runway slots as shown.



Model # FC5663BK



See the AR18 in action!

Scan this code for more information and watch the versatility of this four-post lift.



www.rotarylif.com

Alignment lifts come standard with **two 9,000 lbs. capacity rolling jacks**

Rolling jacks with a variety of adapters lift front, rear or all wheels off the runways for brake, tire, alignment and suspension work. When idle, the jacks roll out of the way to provide unobstructed workspace between runways. Auxiliary axle adapters are standard.




Shown: RJ9000



Filter/regulator/lubricator for clean, lubricated air which will extend the life of your lift and air powered tools

Internal airline connections let two rolling jacks operate simultaneously.

Alignment lifts come standard with **two stainless steel turning radius gauges**



Roll back bar allows the radius gauge to be placed in the front or back of the slot while keeping a flat runway surface.

Adjustable latch bars ensure the runways are level when resting on the latch bars at any of the multiple locking positions.



Latch bar

Adjustable Nut

Jam Nut

1/2" steel cable for greater lifting capacity and durability

Front wheel stops can easily be replaced by optional drive through ramps



Shown: AR18LO-X
18,000 lbs. capacity

The AR18 runway components adjust to accommodate various vehicle wheelbases from small cars to commercial vehicles.

