

CL Challenger Lifts



Model#: 44030
Heavy-Duty 4-Post Lift
30,000 lb. capacity
(shown with optional RJ15 rolling jack)



Heavy-Duty 4-Post Lifts

From 18,000 - 60,000 lbs. capacity, Challenger's heavy-duty four post automotive lifts accommodate a wide range of heavier vehicles. Broaden your revenue potential by expanding into the fleet and commercial truck and transit service operation, while increasing productivity and reducing down time. Challenger's heavy-duty surface mounted four post lift line is a lot of lift with a lot of large features to take your heavy vehicle service to the next level.

44018 Medium Duty 4-Post Lift


- Superior lifting system features high tensile strength leaf chain and sealed roller bearings for maximum reliability and productivity
- Heavy duty cylinder provides optimum lifting with minimum downtime and minimal maintenance
- Single point lock release allows techs to disengage all column locks simultaneously
- Diamond plate anti-skid runways and ramps for positive vehicle traction
- Adjustable runways to accommodate tread widths of a variety of medium sized transit vehicles (rolling jack application requires fixed runways)
- Built-in runway rail system provides convenience for optional rolling jacks & oil drain pan



Model#: 44018
Medium-Duty 4-Post Lift
18,000 lb. capacity
(shown with optional RJ9S rolling jack)

44018 Accessories

Part Number	Description
RJ9S	9,000 lb. Air/hydraulic rolling jack for 44018series
RJ9A	9,000 lb. Air/hydraulic rolling jack for AR44018series
44RK18	Ramp kit, pivoting 39" long for drive thru operation for 44018 & 44018E
44RKE18	Ramp kit, pivoting 52" long for drive thru operation for AR models only for 44018 & 44018E
44AK18	Internal air line kit for dual rolling jack operation
10267	32 gal. rolling drain pan
10500	Black powder coated turn plates
10500SS	Stainless Steel turn plates



continuously engaged mechanical lock system for increased safety (Alignment Rack models feature single point air lock release)



heavy duty chain lift and sealed roller bearings for maximum reliability

AR44018AR Alignment Rack Package Includes:


RJ9A: 9,000 lb. Air/hydraulic Rolling Jack



10500SS: Stainless Steel Turn Plates

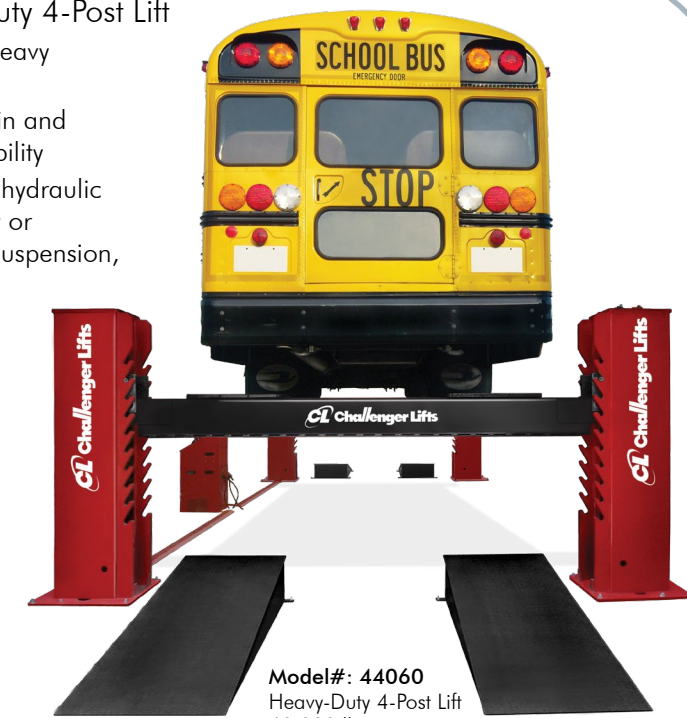


44AK18: Internal Airline Kit



44018AR

features double turn plate cut outs, dual rear slip plates, built-in work steps, internal airline kit, and single point air actuated lock release with 17 level alignment heights - 4 wheel alignment from 98" to 206" and maximum 2 wheel alignment of 220"




Model#: 44060
Heavy-Duty 4-Post Lift
60,000 lb. capacity

44040 / 44050 / 44060 Heavy Duty 4-Post Lift

- 40,000 - 60,000 lb. lifting capacity for heavy commercial truck and transit vehicles
- Heavy duty, high tensile strength leaf chain and sealed roller bearings for maximum reliability
- Variable-synchro power system with dual hydraulic lift cylinders provide the ability to variably or simultaneously raise the front or rear lift suspension, providing a stable platform when lifting vehicles with heavier front or rear axles
- Velocity fused redundant hydraulic safety system
- Single point air actuated lock release system allows technician to disengage all column locks simultaneously
- Diamond plate anti-skid runways and heavy duty fixed approach ramps for positive vehicle traction and long lasting durability
- Adjustable runways accommodate a variety of tread and axle widths
- Built-in runway rail system for optional convenience accessories like rolling jacks and sliding oil drain pan



10 level twin ladder lock positions provide a comfortable working height for a variety of service work on a variety of vehicles



independent control console provides safe and convenient access to the lifts' power controls - features variable-synchro power system to raise and lower the front or rear suspension either simultaneously or independently, dual pressure gauges and single point air lock release button

44030 Heavy Duty 4-Post Lift

- Heavy duty, high tensile strength leaf chain with sealed roller bearings for smooth reliable lift operation
- Heavy duty cylinder for optimal performance and minimal maintenance
- Single point air actuated lock release system allows technician to disengage all column locks simultaneously
- Diamond plate anti-skid runways and ramps provide positive vehicle traction and long lasting durability
- Adjustable runways accommodate a variety of commercial transit buses and other large vehicles (rolling jack application requires fixed runways)
- Built-in runway rail system provides versatility to add convenience options like rolling jacks and sliding oil drain pan



Part #: RJAB15
Optional Rolling Jack


44030 Accessories

Part Number	Description
SAJ15	Air/hydraulic only operated rolling jack, 15,000 lb. capacity
SAJ18	Air/hydraulic only operated rolling jack, 18,000 lb. capacity
10267	Oil drain pan kit, adj. width, 32 gallon
10500HD	HD black powder coated turn plates
44RK30	Ramp kit, pivoting, 36" long for drive thru
44RKE30	Ramp kit, pivoting, 72" long for drive thru



Model#: 44030
Heavy-Duty 4-Post Lift
30,000 lb. capacity
(shown with optional RJ15 rolling jack)

heavy duty cylinder and high tensile strength leaf chain and sealed roller bearings provide smooth, superior lift performance




multi-position internal lock ladder for a variety of comfortable work heights



diamond plate approach ramps provide drive on tread traction and feature heavy duty steel rolling wheels for high volume durability




heavy duty chain with single point air actuated lock release system



Alignment models (AR) include cut outs for turn plates. Turn plates not included.

44040 / 44050 / 44060 Accessories

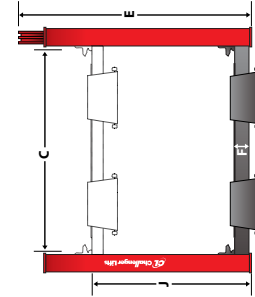
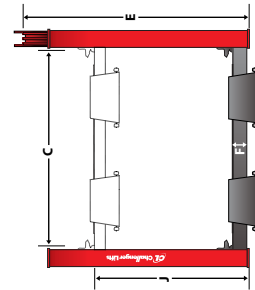
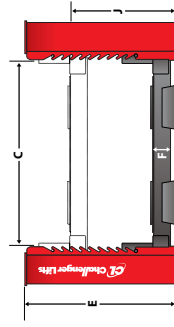
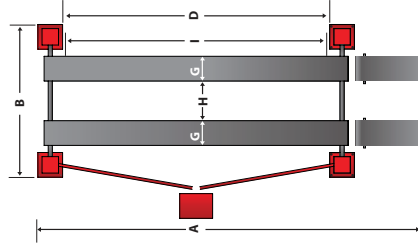
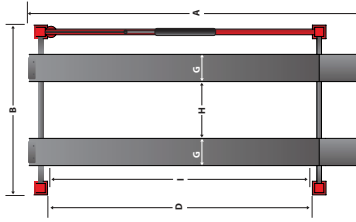
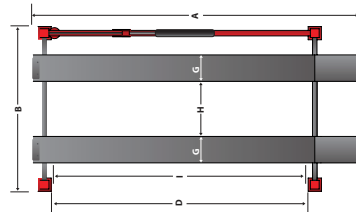
Part Number	Description
SAJ25	Air/Hydraulic operated rolling jack, 25,000 lb. capacity, adj. width 45" - 55"
SAJ35	Air/Hydraulic operated rolling jack, 35,000 lb. capacity, adj. width 45" - 55"
44RK40	Fixed Ramp kit, 96" long for drive thru operation
10267	Oil drain pan kit, adj. width, 32 gallon



Anti-skid diamond plate ramps are bolted down for safe and easy drive-on

Model Number	4407B	4407BE	4407BAR	44030	44030AR	44030E	44030EAR	44030X	44030XAR	44040	44040E	44040X	44050	44050E	44050X	44060	44060E	44060X
Lift Capacity	18,000 lb.			30,000 lb.			30,000 lb.			40,000 lb.			50,000 lb.			60,000 lb.		
A Length Overall	21' 7"	24' 4"	25' 11 1/2"	24' 7 1/2"	29' 7 1/2"	29' 7 1/2"	34' 7 1/2"	34' 7 1/2"	34' 7 1/2"	36'	41'	46'	36'	41'	46'	36'	41'	46'
B Width Overall	11' 6 1/8"	11' 9 1/2"	11' 9 1/2"	12' 5 1/2"	12' 5 1/2"	12' 5 1/2"	12' 5 1/2"	132 1/2"	132 1/2"	17' 1 1/4"	17' 1 1/4"	17' 1 1/4"	17' 1 1/4"	17' 1 1/4"	17' 1 1/4"	17' 1 1/4"	17' 1 1/4"	17' 1 1/4"
C Inside Columns	121"	122"	122"	132 1/2"	132 1/2"	132 1/2"	132 1/2"	132 1/2"	132 1/2"	144"	144"	144"	144"	144"	144"	144"	144"	144"
D Between Columns	204"	240"	204"	233 3/4"	293 3/4"	293 3/4"	353 3/4"	353 3/4"	353 3/4"	290"	350"	410"	290"	350"	410"	290"	350"	410"
E Height Overall	102 1/2"	102 1/2"	102 1/2"	92"	92"	92"	92"	92"	92"	92"	92"	92"	92"	92"	92"	92"	92"	92"
F Height of Runways	7 1/4"	117/8"	117/8"	9"	9"	9"	9"	9"	9"	14"	14"	14"	14"	14"	14"	14"	14"	14"
G Width of Runways	22"	22"	22"	24"	24"	24"	24"	24"	24"	32"	32"	32"	32"	32"	32"	32"	32"	32"
H Width Between Runways	36" - 54"	36" - 54"	36" - 54"	54" - 75"	54" - 75"	54" - 75"	54" - 75"	54" - 75"	54" - 75"	36" - 58"	36" - 58"	36" - 58"	36" - 58"	36" - 58"	36" - 58"	36" - 58"	36" - 58"	36" - 58"
I Max Wheelbase	194"	230"	236"	230"	290"	290"	350"	350"	350"	310"	370"	430"	310"	370"	430"	310"	370"	430"
J Rise Height	78 3/4"	83 3/8"	83 3/8"	68"	68"	68"	68"	68"	68"	73"	73"	73"	73"	73"	73"	73"	73"	73"
Min -Max 4 Wheel Align	N/A	N/A	98" - 206"	N/A	N/A	N/A	N/A	N/A	N/A	N/A	N/A	N/A	N/A	N/A	N/A	N/A	N/A	N/A
Max 2 Wheel Alignment	N/A	N/A	220"	206"	206"	266"	266"	266"	326"	N/A	N/A	N/A	N/A	N/A	N/A	N/A	N/A	N/A
Motor	3HP			3HP			3HP			10HP			15HP			15HP		
Voltage	208 - 230v Single Phase*			208 - 230v Single Phase*			208 - 230v Single Phase*			230 - 460v Three Phase			230 - 460v Three Phase			230 - 460v Three Phase		
Speed of Rise	60 sec.			105 sec.			105 sec.			70 sec.			75 sec.			75 sec.		
Amps	30			30			30			30			30			30		

*Optional Three Phase Electrical Power Available. Please Specify at time of order. Standard colors for all Heavy Duty 4-post lifts are Red and Blue.



For more information, contact your Authorized Challenger Lifts Distributor:

Challenger Lifts, Inc.
 200 Cabell Street
 Louisville, Kentucky 40206
 Phone: 800-648-5438 | 502-625-0700
 Fax: 502-625-0711
 E-mail: sales@challengelifts.com
 Web: www.challengelifts.com



2212 Camplain Rd., Hillsborough, NJ 08844
 Call for Sales, Service, & Installation
 www.fcift.com 908.526.1500

Challenger Lifts, Inc. reserves the right to make changes to specifications without notice and without making changes retroactive. Unloading, installation and oil not included.

